


Manufacturer's Information

according to Regulation (EU) 2016/425, Annex II, Section 1.4. (published in the Official Journal of the European Union)






Please read carefully before using! You are required to enclose this information leaflet when passing on the personal protective equipment (PPE), or to present it personally to the recipient. You may therefore reproduce this leaflet at your own discretion.

Declaration of Conformity

 These gloves are classified as personal protective equipment (PPE). The CE mark confirms that the product satisfies the applicable requirements of Regulation (EU) 2016/425.

A. Markings on the gloves:

Trademark, model no., size, CE icon, at foodstuff suitability: glass and fork symbol, pictograms, i-mark, factory icon with date of manufacture: month/year

-  Brand label of manufacturer
- 2331 Article no. of the manufacturer
- 10 Size of gloves (example)
-  The CE marking confirms compliance with the requirements of European Regulation 2016/425.
-  i mark: Reference to the manufacturer's information.
-  Pictograms with the corresponding numbers of the relevant European PPE standards (example, detailed pictogram see previous pages).
-  Date of manufacture month/year: 00/0000

B. Explanation and numbers of the standards whose requirements the gloves satisfy:

Standards retrieved from the Official Journal of the European Union. Available from Beuth Verlag GmbH, 10787 Berlin, www.beuth.de.

EN 420:2003+A1:2009 - General requirements and test methods for gloves

EN 388:2016 - Protective gloves against mechanical risks:

Protective gloves against mechanical risks must achieve at least Level 1 or Level A in at least one of the properties (abrasion, cut, tear and puncture resistance) of the TDM cut resistance test according to EN ISO 13997:1999.

- Abrasion resistance: The number of cycles needed to wear through the test glove.
- Cut resistance: The number of text cycles in which the sample is cut through at constant speed.
- Tear resistance: The force needed to continue tearing the cut sample.
- Puncture resistance: The force needed to puncture the sample using a standardized test stylus.

EN 388:2016



4131X

Test criteria	Rating	Article 2331
A = Abrasion resistance	0 - 4	4
B = Cut resistance (Coupe test)	0 - 5	1
C = Tear resistance	0 - 4	3
D = Puncture resistance	0 - 4	1
E = Cut resistance (TDM) according to EN ISO 13997:1999	A - F	X
F = Impact protection test according to EN 13594:2015	P	X

The higher the test number, the better the test performance. X means 'not tested'. P means 'passed'.

Test	1	2	3	4	5
A = Abrasion resistance (number of abrasion cycles)	100	500	2000	8000	-
B = Cut resistance (index) Coupe test	1,2	2,5	5,0	10,0	20,0
C = Tear resistance (N)	10	25	50	75	-
D = Puncture resistance (N)	20	60	100	150	-

Test	A	B	C	D	E	F
E = Cut resistance according to EN ISO 13997:1999 (N)	2	5	10	15	22	30
Article 2331						

EN 13594:2015 - Impact protection:

Every area specified as providing protection against impact must be tested. The test method (dimensions of the test sample) does not permit impact testing of the finger protection. Gloves to protect against mechanical risks may be designed and manufactured in such a way that they offer specific impact damping (e.g. impact protection on the knuckles, the back of the hand, the palms). These gloves must satisfy the requirements of Level 1 according to EN 13594:2015.

The results of the Coupe test must only be taken as indications if blunting occurs during the cut resistance test (B), while the TDM cut resistance test (E) provides reference results in regard to performance.

WARNING:

The overall classification for gloves with two or more layers does not necessarily indicate the performance of the outermost layer.

Gloves with mechanical resistance that achieve and demonstrate Level 1 tear resistance (C) or higher must not be worn if there is a risk of them catching when operating machines with moving parts.

Tests are taken from palm area of the glove.

C. Purpose, applications and risk assessment:

Applicable for general work with medium risks and high requirements on abrasion, e.g. in the craft trade, construction sector, trade fair construction, automotive industry, mechanical engineering industry, steel industry, glass industry, food industry, agricultural sector

These gloves satisfy the requirements of the quoted standards. Please note that the actual conditions of use cannot be simulated and that the decision on the glove's suitability for its intended purpose therefore lies exclusively with the user. The manufacturer is not responsible for improper use. Hence, an assessment of the residual risk should be performed before use in order to determine whether this glove is suitable for its intended purpose. Kindly note the printed pictograms and performance levels.

Precautionary measures during use:

- These gloves must never be immersed in chemical substances or come into contact with chemical substances.
- Only use gloves with a printed chemical pictogram when handling chemicals.
- Make certain that the selected glove is resistant to the chemicals being used.
- Do not use these gloves to protect against serrated edges or blades, etc.

- If gloves must be used in a hot environment, make certain that they satisfy the requirements of EN 407 and that they were tested as specified therein.
- Do not use the gloves close to entanglements.
- Check the gloves carefully before use to make certain there are no defects or imperfections.
- Gloves meeting the requirement for resistance to puncture in accordance with EN388:2016 may not be suitable for protection against sharply pointed objects such as hypodermic needles.
- Discard damaged, worn, dirty or soiled gloves, irrespective of the substance (including on the inside), as they may lead to skin irritation and rashes. Consult a doctor or dermatologist should such cases arise.

D. Cleaning, care and disinfecting:

Care instructions:



Do not wash and bleach the gloves. Drying in tumbler is not possible. Do not iron. Professional dry and wet cleaning is not allowed.

Both new and used gloves must be checked carefully for any damage before they are worn, especially after cleaning. Never store dirty gloves if they are intended for reuse. In these cases, clean the gloves as thoroughly as possible before removing them, provided this does not present a serious danger. Severe soiling must be removed first. The gloves can then be cleaned with a non-aggressive detergent solution or rinsed in clean water then left to dry in a draft. Users are advised to carefully remove the gloves on the right and then the left if it is not possible to remove the soiling or if doing so would present a danger. Here, use the hand wearing the glove in such a way that the other glove can be removed without coming into contact with the soiling. The gloves may no longer display the same performance properties after cleaning. Hence, the manufacturer no longer accepts responsibility for the product after cleaning.

E. Storage and ageing:

Keep in a cool, dry place; do not expose to direct sunlight; keep away from any ignition sources; store in the original packaging if possible. The mechanical properties of the gloves will not change for a period of up to 3 years from the manufacturing date, provided they are stored as recommended. A precise service life cannot be stated, as it depends on the type of use and on whether the user ensures that the gloves are used exclusively for their intended purpose. The manufacturing date (month/year) is stated on the gloves.

F. Disposal:

Used gloves may be contaminated with environmentally harmful or hazardous substances. Dispose of the gloves in accordance with applicable local laws.

G. Material composition:

Carrier material: cotton jersey

Coating: nitrile

H. Packaging:

This item will be delivered in a uniform cardboard box with a content of: 144 pair

The smallest sales unit is: 12 pair

I. Health risks:

There have been no reported incidents of allergies provoked by use of the gloves for their intended purpose. You should nonetheless consult a doctor or dermatologist if you experience an allergic reaction.

Notified body responsible for the EU Type Examination:

CTC
Parc Scientifique Tony Garnier
4 rue Hermann Frenkel
69367 Lyon Cedex 07
France
(Identification No.: 0075)

Manufacturer's name and address:

BIG Arbeitsschutz GmbH, Königsberger Str. 6, 21244 Buchholz/Nordheide, Germany

For the full Declaration of Conformity and additional technical information, please visit:

www.big-arbeitsschutz.de

