



Technical Data Sheet

| | | | | | | | | | | | | | | | | | | | | | | | | | |
|--|---|---|---------------------|---|--|-----------------------------|---|--|-----------------|---|--|---------------------|---|--|---|---|--|------------------|---|--|---------------|---|--|--------------------|---|
| Article: | 1148 teXXor | | | | | | | | | | | | | | | | | | | | | | | | |
| Model: | Winter Gloves HIMALAYA I | | | | | | | | | | | | | | | | | | | | | | | | |
| Sizes: | 8, 9, 10, 11, 12 | | | | | | | | | | | | | | | | | | | | | | | | |
| For details on product dimensions and weights see below (table). | | | | | | | | | | | | | | | | | | | | | | | | | |
| Colour: | Leather natural/cuff yellow | | | | | | | | | | | | | | | | | | | | | | | | |
| Material: | Full-grain cowhide leather Cuff and insert on the top of the finger: cotton Lining: polyester fleece | | | | | | | | | | | | | | | | | | | | | | | | |
| Mat. thickness: | 0,9-1,1 mm (approx.) | | | | | | | | | | | | | | | | | | | | | | | | |
| Packaging: | 120 pair / carton | | | | | | | | | | | | | | | | | | | | | | | | |
| Subpackaging: | 12 pair, bundled | | | | | | | | | | | | | | | | | | | | | | | | |
| Details of packaging are below mentioned (table) | | | | | | | | | | | | | | | | | | | | | | | | | |
| Care instructions: | | | | | | | | | | | | | | | | | | | | | | | | | |
| PPE-category: | Category II - includes mean risks not listed under Cat. I or III, according to Regulation (EU) 2016/425, Annex I (published in the Official Journal of the European Union) | | | | | | | | | | | | | | | | | | | | | | | | |
| Standardize: | <p><u>EN 420:2003+A1:2009 - Protective gloves - General requirements and test methods</u></p> <p><u>EN 388:2016 - Protective gloves against mechanical risks</u></p> <table border="0"> <tr> <td></td> <td>Abrasion resistance</td> <td>2</td> </tr> <tr> <td></td> <td>Cut resistance (Coupe test)</td> <td>1</td> </tr> <tr> <td></td> <td>Tear resistance</td> <td>3</td> </tr> <tr> <td></td> <td>Puncture resistance</td> <td>2</td> </tr> <tr> <td></td> <td>Cut resistance (TDM) according to EN ISO 13997:1999</td> <td>X</td> </tr> </table> <p><u>EN 511:2006 - Protective gloves against cold</u></p> <table border="0"> <tr> <td></td> <td>Convective cold:</td> <td>X</td> </tr> <tr> <td></td> <td>Contact cold:</td> <td>2</td> </tr> <tr> <td></td> <td>Water penetration:</td> <td>X</td> </tr> </table> | | Abrasion resistance | 2 | | Cut resistance (Coupe test) | 1 | | Tear resistance | 3 | | Puncture resistance | 2 | | Cut resistance (TDM) according to EN ISO 13997:1999 | X | | Convective cold: | X | | Contact cold: | 2 | | Water penetration: | X |
| | Abrasion resistance | 2 | | | | | | | | | | | | | | | | | | | | | | | |
| | Cut resistance (Coupe test) | 1 | | | | | | | | | | | | | | | | | | | | | | | |
| | Tear resistance | 3 | | | | | | | | | | | | | | | | | | | | | | | |
| | Puncture resistance | 2 | | | | | | | | | | | | | | | | | | | | | | | |
| | Cut resistance (TDM) according to EN ISO 13997:1999 | X | | | | | | | | | | | | | | | | | | | | | | | |
| | Convective cold: | X | | | | | | | | | | | | | | | | | | | | | | | |
| | Contact cold: | 2 | | | | | | | | | | | | | | | | | | | | | | | |
| | Water penetration: | X | | | | | | | | | | | | | | | | | | | | | | | |
| (X = not tested) | | | | | | | | | | | | | | | | | | | | | | | | | |



© BIG Arbeitsschutz GmbH

Fittings:

Full-grain cowhide leather, specially selected quality leather, cuff and insert on the top of the finger made of cotton, lining made of polyester fleece, double-stitched, material thickness: approx. 0,9-1,1 mm

Characteristics:

Comfortable to wear thanks to its light, soft lining. Very flexible thanks to the specially selected, quality leather.

Application:

Applicable for general work with medium risks in cool environments (regarding mechanical risks), e.g. in the craft trade, construction sector, packaging industry, logistics, agriculture sector, forest management

Additional information regarding purpose, applications and risk assessment:

These product satisfy the requirements of the quoted standards. Please note that the actual conditions of use cannot be simulated and that the decision on the product's suitability for its intended purpose therefore lies exclusively with the user. The manufacturer is not responsible for improper use. Hence, an assessment of the residual risk should be performed before use in order to determine whether this product is suitable for its intended purpose. Kindly note the printed pictograms and performance levels.


Precautionary measures during use:

- **These gloves must never be immersed in chemical substances or come into contact with chemical substances.**
- Only use gloves with a printed chemical pictogram when handling chemicals.
- Make certain that the selected glove is resistant to the chemicals being used.
- Do not use these gloves to protect against serrated edges or blades, etc.
- If gloves must be used in a hot environment, make certain that they satisfy the requirements of EN 407 and that they were tested as specified therein.
- Do not use the gloves close to moving machine parts.
- Check the gloves carefully before use to make certain there are no defects or imperfections.
- It is reasonable to assume that the gloves also protect against sharp objects such as injection needles, provided they satisfy the requirements of perforation resistance according to EN 388:2016.
- Discard damaged, worn, dirty or soiled gloves, irrespective of the substance (including on the inside), as they may lead to skin irritation and rashes. Consult a doctor or dermatologist should such cases arise.

EN 420:2003+A1:2009 - General requirements and test methods for gloves
EN 388:2016 - Protective gloves against mechanical risks:

Protective gloves against mechanical risks must achieve at least Level 1 or Level A in at least one of the properties (abrasion, cut, tear and puncture resistance) of the TDM cut resistance test according to EN ISO 13997:1999.

- Abrasion resistance: The number of cycles needed to wear through the test glove.
- Cut resistance: The number of test cycles in which the sample is cut through at constant speed.
- Tear resistance: The force needed to continue tearing the cut sample.
- Puncture resistance: The force needed to puncture the sample using a standardized test stylus.

EN 388:2016


2132X

| Test criteria | Rating | Article 1148 |
|---|--------|--------------|
| A = Abrasion resistance | 0 - 4 | 2 |
| B = Cut resistance (Coupe test) | 0 - 5 | 1 |
| C = Tear resistance | 0 - 4 | 3 |
| D = Puncture resistance | 0 - 4 | 2 |
| E = Cut resistance (TDM) according to EN ISO 13997:1999 | A - F | X |
| F = Impact protection test according to EN 13594:2015 | P | X |

The higher the test number, the better the test performance. X means 'not tested'. P means 'passed'.

| Test | 1 | 2 | 3 | 4 | 5 |
|---|-----|-----|------|------|------|
| A = Abrasion resistance (number of abrasion cycles) | 100 | 500 | 2000 | 8000 | - |
| B = Cut resistance (index) Coupe test | 1,2 | 2,5 | 5,0 | 10,0 | 20,0 |
| C = Tear resistance (N) | 10 | 25 | 50 | 75 | - |
| D = Puncture resistance (N) | 20 | 60 | 100 | 150 | - |

| Test | A | B | C | D | E | F |
|---|---|---|----|----|----|----|
| E = Cut resistance according to EN ISO 13997:1999 (N) | 2 | 5 | 10 | 15 | 22 | 30 |
| Article 1148 | | | | | | |

EN 13594:2015 - Impact protection:

Every area specified as providing protection against impact must be tested. The test method (dimensions of the test sample) does not permit impact testing of the finger protection. Gloves to protect against mechanical risks may be designed and manufactured in such a way that they offer specific impact damping (e.g. impact protection on the knuckles, the back of the hand, the palms). These gloves must satisfy the requirements of Level 1 according to EN 13594:2015.

The results of the Coupe test must only be taken as indications if blunting occurs during the cut resistance test (B), while the TDM cut resistance test (E) provides reference results in regard to performance.

WARNING:

The overall classification for gloves with two or more layers does not necessarily indicate the performance of the outermost layer. Gloves with mechanical resistance that achieve and demonstrate Level 1 tear resistance (C) or higher must not be worn if there is a risk of them catching when operating machines with moving parts. The tests refer to the palm of the gloves.

EN 511:2006 - Protective gloves against cold:

This Pictogram indicates that the product protects against convective and conductive cold and complies under EN 511:2006.


EN 511:2006


|  | Test criteria | Possible performance levels | Article 1148 |
|--|---------------------------|-----------------------------|--------------|
| X2X | Convective cold (table 1) | 0 - 4 | X |
| | Contact cold (table 2) | 0 - 4 | 2 |
| | Water penetration | 0 - 1 | X |

Table 1 - Thermal insulation values:

| Performance level | Thermal insulation ITR in m ² K/W |
|-------------------|--|
| 1 | 0,10 ≤ ITR < 0,15 |
| 2 | 0,15 ≤ ITR < 0,22 |
| 3 | 0,22 ≤ ITR < 0,30 |
| 4 | 0,30 ≤ ITR |

Table 2 - Thermal resistance values:

| Performance level | Thermal resistance ITR in m ² K/W |
|-------------------|--|
| 1 | 0,025 ≤ R < 0,050 |
| 2 | 0,050 ≤ R < 0,100 |
| 3 | 0,100 ≤ R < 0,150 |
| 4 | 0,150 ≤ R |








The higher the test number, the higher the test performance. The code 'X' in place of a number indicates that the glove was not designed for applications covered by this test. Gloves in Levels 2 to 4 for convective cold must achieve at least Level 2 for abrasion resistance and tear resistance according to EN 388; the highest level for convective cold must otherwise be given as Level 1. The levels and their protective effects only apply to the complete assembly for gloves that consist of several parts.

WARNING:

Gloves that do not do not fulfil the criteria of Level 1 for waterproofing may lose their insulating properties when exposed to damp.

Markings on the gloves:

Trademark, art.-no. of manufacturer, size, CE-icon, at foodstuff suitability: glass and fork symbol, pictograms with the corresponding numbers of the relevant European PPE standards, i-mark, factory icon with date of manufacture: month/year

-  Brand label of manufacturer
-  Article no. of the manufacturer
-   Pictograms with the corresponding numbers of the relevant European PPE standards (example, detailed pictogram see previous pages).
-  The CE marking confirms compliance with the requirements of European Regulation 2016/425.
-  i mark: Reference to the manufacturer's information.
-  Date of manufacture month/year: 00/0000

Dimensions/weights article:

| Size | Length in cm | Width in cm | Height in cm | Weight in g |
|------|--------------|-------------|--------------|-------------|
| 8 | 23 | 10,5 | 0,3 | 57 |
| 9 | 24 | 11 | 0,3 | 105 |
| 10 | 25,5 | 12 | 0,3 | 90 |
| 11 | 26,5 | 12,5 | 0,3 | 100 |
| 12 | 28 | 13 | 0,3 | 112 |

The above values are approximate and subject to slight variations.


Details of packaging unit:


| Size | kg gross | kg net | Length in cm | Width in cm | Height in cm |
|------|----------|--------|--------------|-------------|--------------|
| 8 | 23 | 21,5 | 70 | 26 | 40 |
| 9 | 23 | 21,5 | 70 | 26 | 40 |
| 10 | 23 | 21,5 | 70 | 26 | 40 |
| 11 | 27 | 25,5 | 70 | 26 | 40 |
| 12 | 28 | 26,5 | 70 | 26 | 40 |

The above values are approximate and subject to slight variations.

Hazardous ingredients - REACH (Registration, Evaluation, Authorization and Restriction of Chemicals):

The product is manufactured in compliance with Annex XVII of the European REACH regulation 1907/2006 and contains no hazardous substances in concentrations requiring declaration.

Declaration of Conformity

 These products are classified as personal protective equipment (PPE). The CE mark confirms that the product satisfies the applicable requirements of Regulation (EU) 2016/425.

Identification and selection:

Selection of model must be made according to workplace requirements, type of hazard and relevant environmental conditions. The employer is responsible for choosing the right PSA. Therefore, it is necessary to check the suitability of the product for the needs needed before use.

Regulation for use:

The product fulfil the safety requirements only if they are worn in an entirely correct manner and in their best condition. Check the product for defects or flaws before use. If any tears or holes appear during use of the product, they must be disposed of immediately. Make sure that the product are not too large or too small and fit exactly. Modifications to this PPE are not permitted. Follow the instructions provided in the manufacturer's information and keep this information in a safe place during the entire service life of the PPE. We assume no responsibility for any damages and/or consequences resulting from improper use.

Care instructions:


Do not wash and bleach the gloves. Drying in tumbler is not possible. Do not iron. Professional dry and wet cleaning is not allowed.

Both new and used gloves must be checked carefully for any damage before they are worn. Never store dirty gloves if they are intended for reuse. Users are advised to carefully remove the gloves on the right and then the left if it is not possible to remove the soiling or if doing so would present a danger. Here, use the hand wearing the glove in such a way that the other glove can be removed without coming into contact with the soiling.

Storage and aging:

The product should be stored in their original packaging in a dark, cool and dry place, away from direct sunlight and away from any sources of heat. Prolonged contact with direct sunlight or excessive heat will shorten the service life. Avoid any contact of the product with solvents which could result in changes to the product or its properties. The service life is generally up to 3 years when used and stored properly (see also expiry date on the packaging). The product are also marked with the production date (month/year).

Disposal:

Used products may be contaminated with environmentally harmful or hazardous substances. Dispose of in accordance with applicable local laws.

Health risks:

Allergies, caused by the proper use of the products, are not yet known. If an allergic reaction still occurs, consult a doctor or dermatologist.

First Aid:

Remove the product if they are contaminated with hazardous materials.
 In case of contact with skin: immediately consult a doctor if an allergic reaction occurs.
 In case of eye contact: wash out the affected eye with water. Consult a doctor immediately.

The notified body responsible for the EU Type Examination:

CTC
 Parc Scientifique Tony Garnier
 4 rue Hermann Frenkel
 69367 Lyon Cedex 07
 France
 (Identification No.: 0075)

teXXor



HANDSCHUHE >>

For the full Declaration of Conformity and manufacturer's information, please visit:
www.big-arbeitsschutz.de



issued on 15.04.2019